



Learning through Literature:

EXPLORING THE UNITED STATES


THIS JOURNAL BELONGS TO:



The Midwest


THE
RAFT

by JIM LAMARCHE



THE RAFT

BY JIM LAMARCHE



I cleaned away more leaves and it was
 like finding presents ... A bear, a fox,
 a raccoon — all with the wild look of
 the rabbit. Who had drawn them, I
 wondered. Where had the raft come
 from?"



Where does *The Raft* take place? (Circle or color the state)

What region of the country is this in?

Find the flag from this state in the back of this journal, cut it out, and attach it here:



List the names of the states in this region:

Helpful Hint: “No sir! No kind man I meet when I march in Ohio”

N		M		W		M
S						
N		I		I		I O
K		M				

****Bonus:** Find the Capitals, too.

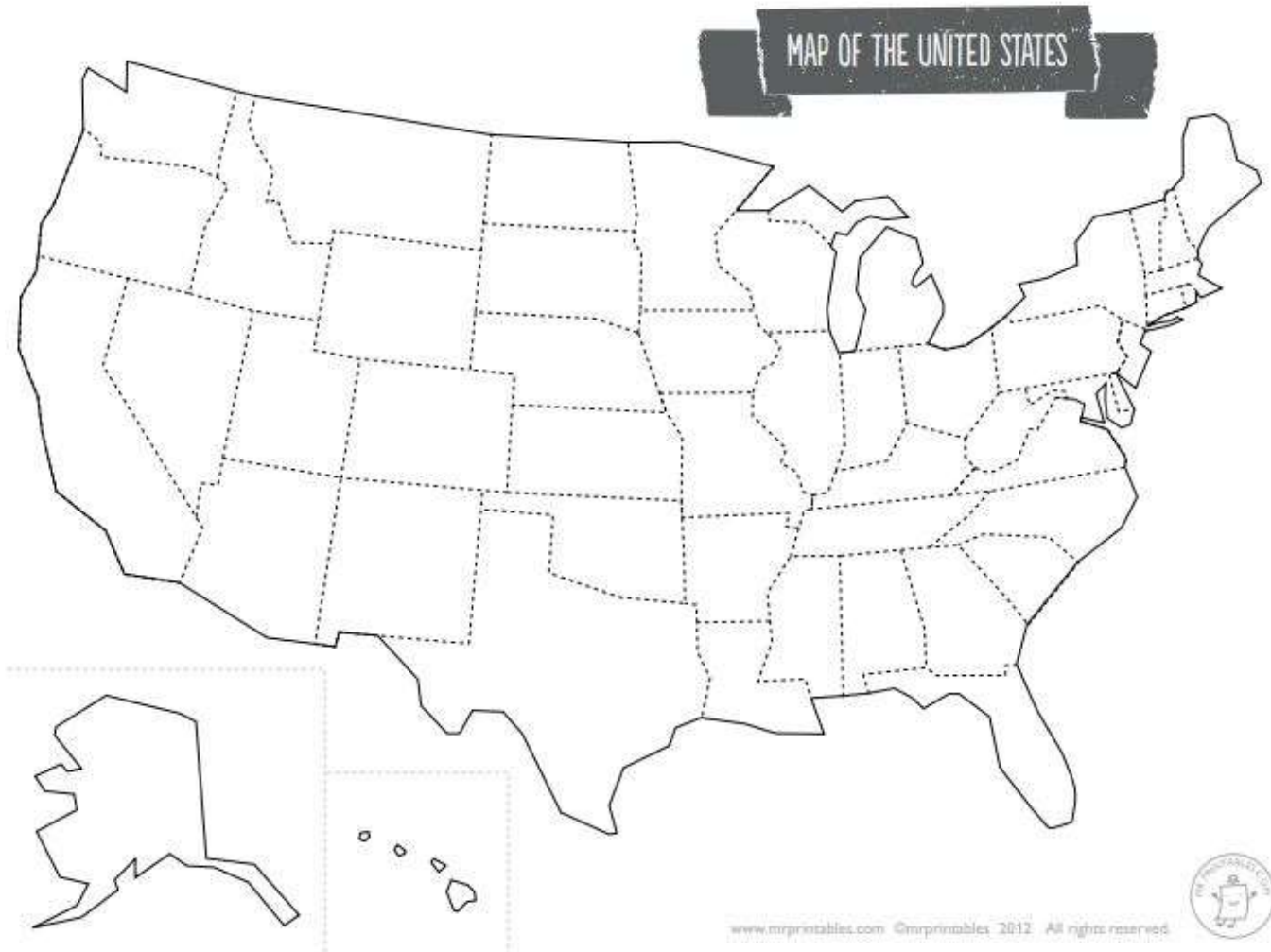
Have you been to any state in this region? If so, write the name of the state below and write (or draw) one special thing about it. If you haven't been to any states in this region, write down one state in the region that you would *like* to visit, and tell us why:

Draw one animal from the story:



Cut out the states in this region and glue them to the map below.


(States can be found at the back of this journal. If you don't want to mess with cutting and glue, you can color and label the states in this region instead)



Homework:

The Raft tells the story of how one boy spent his summer, and the exciting adventures he discovered along the way. What about you? How did you spend your summer? Did anything happen this summer that you didn't expect to enjoy, but when you did it, it turned out to be fun? If you need help remembering, ask Mom or Dad to scroll through your summer pictures.

Write a few sentences about something special you did this summer and be ready to share your adventure with the class next week. Props and pictures are welcome, too!



THE RAFT

BY JIM LAMARCHE

"And we know that God causes all things to work together for good to those who love God, to those who have been called according to His purpose."

Romans 8:28


Handwriting practice lines consisting of solid top and bottom lines with a dashed middle line. A small crosshair is visible on the bottom line of the first set of lines.

Bible Bonus

Can you memorize it too?


WAGON WHEELS

by Barbara Brenner




WAGON WHEELS

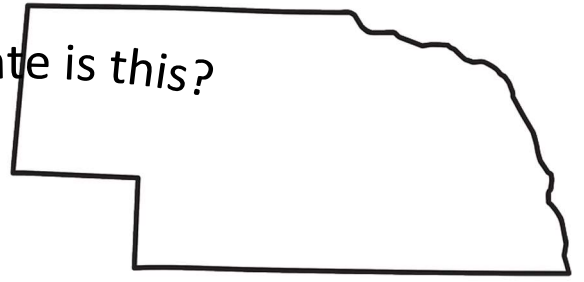
by Barbara Brenner



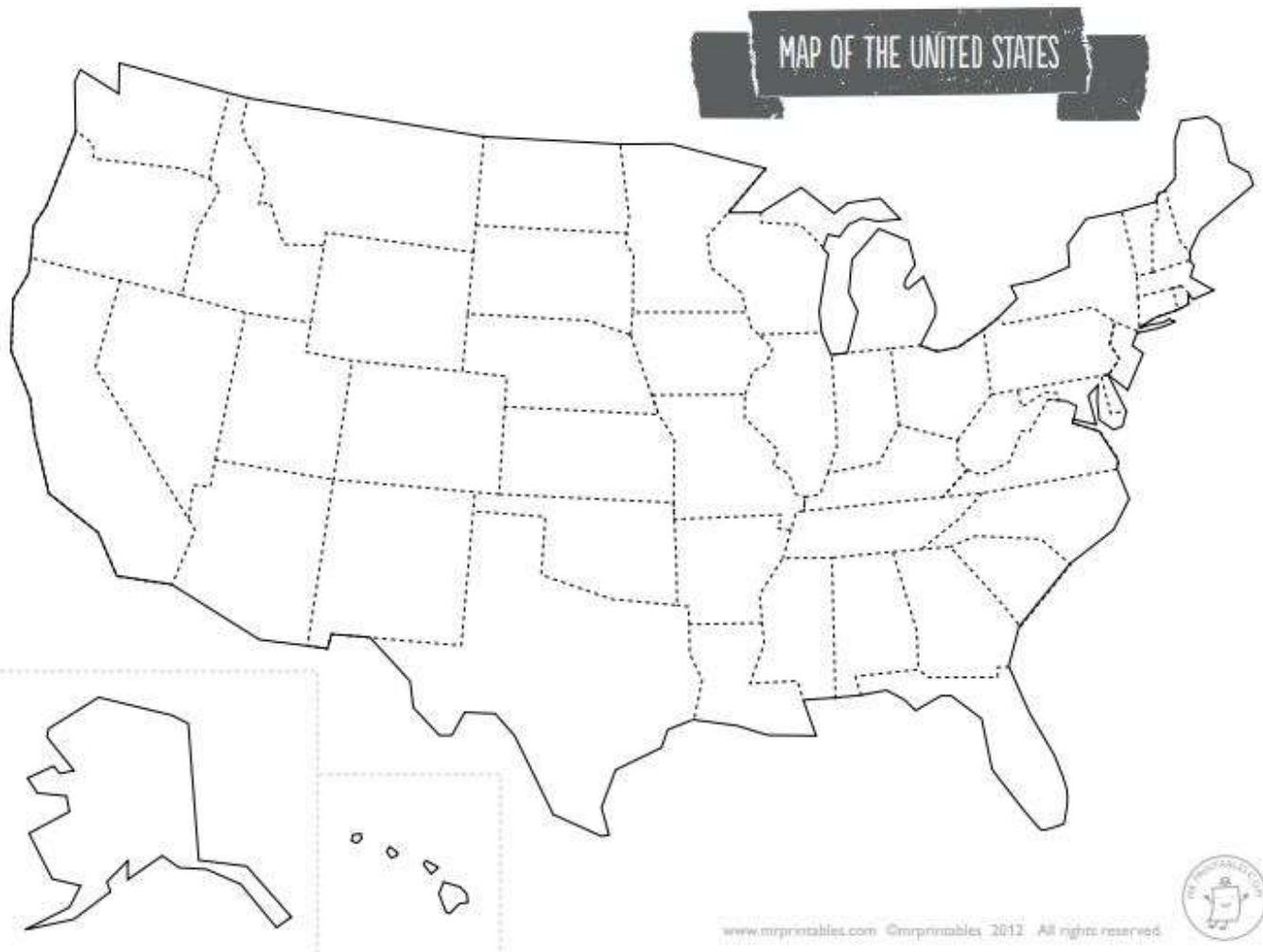
They said, "Poor babies, going a
hundred fifty miles all by
themselves." But we knew we could
do it. Our Daddy had told us so.



what state is this?



Find the state where our story, *Wagon Wheels* begins, and place a dot on the state. Then find the state where the story ends, and add a dot there. Connect the dots to see the path the Muldie family traveled.



www.mrprintables.com ©mrprintables 2012 All rights reserved.



Homework:

Wagon Wheels tells the story of how the three Muldie boys braved many dangers, traveling 150 miles alone to meet up with their Dad.


Choose one or two of the questions below to answer in the space below.

*Imagine you are traveling with the Muldie boys. How would you have felt on such a journey?

*What is the longest journey you have ever taken? How long was it? Where did you go?

*Have you ever had to be super brave and do something very scary? What was it? What did you do? How did you overcome your fear?

When you finish writing, draw a picture to go along with your writing, or find a prop from your house to bring in to help us understand your story better.






The Southwest


The
Gullywasher

by Joyce Rossi



The
Gullywasher

by Joyce Rossi



"Tell me about
when you were a
vaquero," she said.

"That was a long
time ago, I think I
forgot," teased
Abuelito.

"No, you haven't.
You remember.

"Please," begged
Leticia.

Handwriting practice lines consisting of ten sets of three horizontal lines (top, middle, bottom) for tracing and writing practice.

Homework:

The Gullywasher tells of a conversation between a Grandfather and his Granddaughter. It includes a great big silly story, of course. But really, it is a conversation between two people who care about each other.

In the box below, record a conversation that YOU had this week. (or make one up, if you'd like)

It can be short, just try to remember:

- Quotation Marks! Don't forget " " when someone is talking
- Try new words instead of "said"
 - (shouted, laughed, interrupted, sang out, sighed, joked, etc)


If you aren't sure about writing sentences yet, try drawing a picture of a conversation you had this week. Ask a parent to help write the words you said inside of conversation bubbles



Hi friend!

The
Gullywasher

by Joyce Rossi



"A joyful heart is good
medicine, but a broken spirit
dries up the bones."

Proverbs 17:22

Blank handwriting practice lines consisting of solid top and bottom lines with a dashed middle line.

Bible Bonus
Can you memorize it too?

Homework:

The Gullywasher takes place in the Southwest United States. Below, Label the four states that are a part of this region.


Have YOU
been to any of
these states?



Chose a state from this region to research. Don't just find out the facts, tell us something UNIQUE about the state you picked. Who lives there? What do they eat? Do they have any strange festivals or celebrations? What is their history like? Write at least 2-5 sentences. If you can't write well yet, draw a few things that remind you of something special in this state. Use the back of this paper if you need more room.


ROXABOXEN

By ALICE McLERRAN



ROXABOXEN

By ALICE McLERRAN




When Marian dug up a tin
box filled with round black
pebbles, everyone knew what it
was: it was a buried treasure.

Blank handwriting practice lines consisting of solid top and bottom lines with a dashed middle line.


Homework: Roxaboxen, Class 1

Roxaboxen is a wonderful account of a child's imaginary playground. In class we discussed your imaginary play places – but what about your parents? Just like Alice McLerran is telling the story of her mother's favorite play area, you are going to tell the story of *your* mom or dad's favorite play area. What was their "Roxaboxen"? Interview your parents to find out where they went to play? What did they do there? Have you seen it? Or can they describe it to you? Draw a picture in the space below and then write a paragraph explaining their favorite childhood play area.



ROXABOXEN

By ALICE McLERRAN



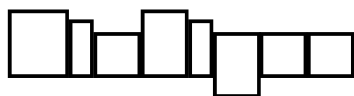
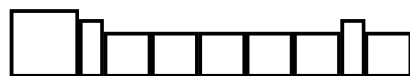
Jesus said, "Let the little
children come to me, and do
not hinder them, for the
kingdom of heaven belongs to
such as these." Matthew 19:14

Blank handwriting lines for practice, consisting of a solid top line, a dashed middle line, and a solid bottom line.

Bible Bonus
Can you memorize it too?

Homework: Midwest & Southwest State Review

So far we have covered the Midwest and Southwest Regions. Fill in the state names from these regions and match each state to its capital.



SANTA FE

PHOENIX

OKLAHOMA CITY

AUSTIN

ST. PAUL

DES MOINES

JEFFERSON CITY

BISMARCK

PIERRE

LINCOLN

TOPEKA

SPRINGFIELD

COLUMBUS

LANSING

MADISON

INDIANAPOLIS

Southwest

Oklahoma

Arizona

New Mexico

Texas

Midwest

Missouri

Wisconsin

Indiana

Nebraska

North Dakota

Ohio

Iowa

Michigan

Illinois

Kansas

South Dakota

Minnesota

The Southwest States Include

Arizona, New Mexico, Texas, and Oklahoma

A helpful memory hint:

Oh, you CAN'T cross the border without permission

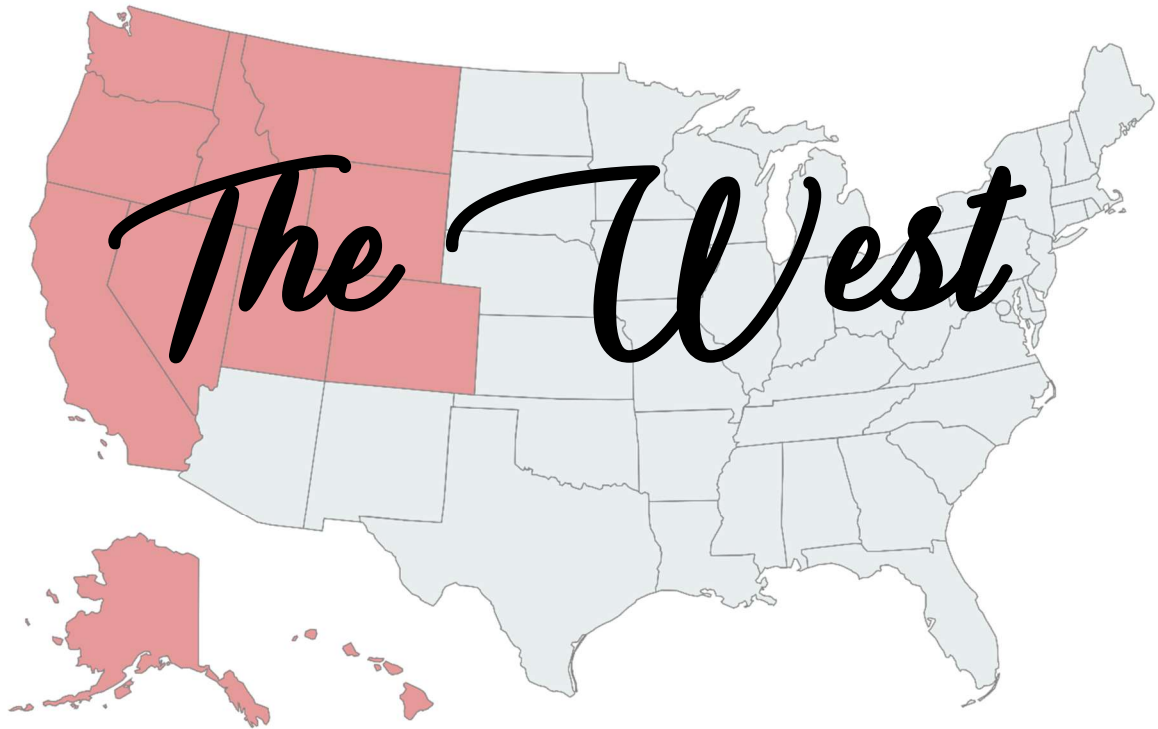
(We will mention California when we study the Western states, but it's helpful to include it with the border states and memorize it this way.)

Can *you* think of an acronym (a silly sentence or word) to help you remember the states that border Mexico? List it here:

Cut out the states in this region and glue them to the map below.


(States can be found at the back of this journal)






Cowboy Charlie

By JEANETTE WINTER



Cowboy Charlie

By JEANETTE WINTER




On rainy days, Charlie's father

read stories... and told tales...

Charlie listened closely and

drew pictures of his heroes.

Blank handwriting practice lines consisting of a solid top line, a dashed middle line, and a solid bottom line.



Homework: Cowboy Charlie, Class 1

In *Cowboy Charlie*, Charlie learned about the West from stories his father told. His passion grew for the land as he later listened to the stories of Jake, the trapper; the cowhands around the campfire; and even the Indians.


What about you? What kind of story would you tell? Think back to an experience or an event that was memorable to you. It could be an injury, a vacation, a time you were surprised. It could be something you saw, a game you won (or lost), or something you did for the first time. Make notes or pictures in the spaces below. Practice telling your story to Mom and Dad. Don't forget to use descriptive words and animated voices as you share.

Things to Remember:

- Your story needs a beginning, middle, and end.
- Your story needs descriptive words to help us feel like we're there. (Remember the 5 senses: how did things look, feel, smell, sound, taste, etc)
- Use note cards or draw pictures on the boxes below to help you remember your story, but DO NOT write the whole story out in words.
- When you share your story with the class, remember to be expressive and make changes in your voice to make the story more exciting. If you say, "it got reeeeeeeally quiet" – then lower your voice as you say this. If you heard bells ringing, make the sound effect of bells, "ding dong" etc.

Cowboy Charlie

By JEANETTE WINTER



Remember the days of old,

consider the years of many

generations; ask your father,

and he will show you, your

elders, and they will tell you.

Deuteronomy 32:7

**Bible
Bonus**

Can you
memorize it too?

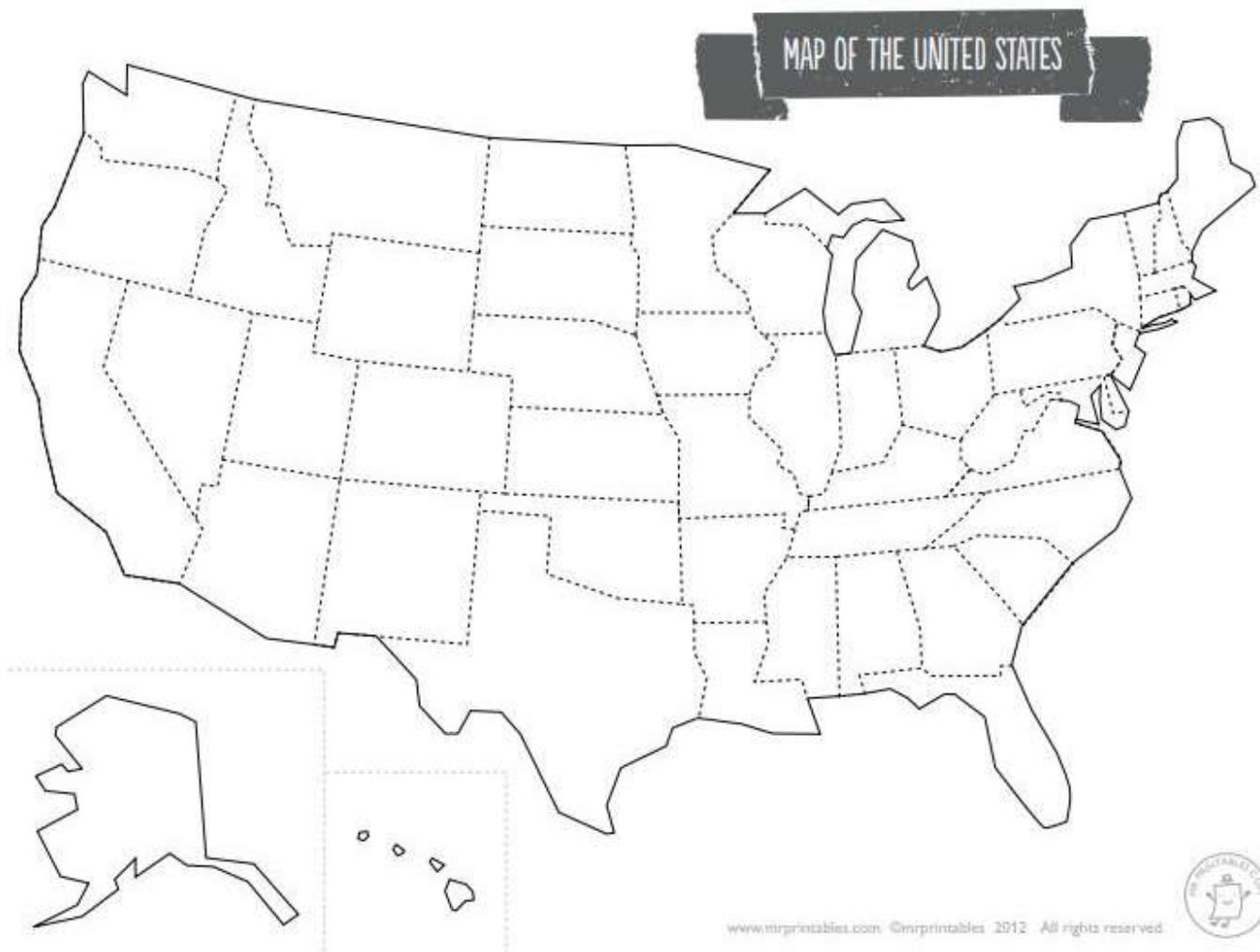
In *Cowboy Charlie*, the Cowboys lead their cattle through on a long cattle drive through **JUDITH GAP**, down **SWIMMING WOMAN CREEK**, on to the **YELLOWSTONE RIVER**, to **POMPEY'S PILLAR**, to **FROZE TO DEATH CREEK**, over a divide to **SUNDAY CREEK**, and then on to the end of the trail at **MILES CITY**.



Choose one of the locations (in bold letters, above) and look it up.

- Find it on the map, and put a star on the map approximately where they are
- Print out or draw a small picture of the place
- Write a short paragraph telling why this place may have been an important stop on the cattle drive. What was the place like when Charlie was on it? What is it like now?

Cut out the block of states that make up the West and glue it on below.



What is the name of this famous landmark?




How is it connected to the West?

MAILING MAY


By

MICHAEL O. TUNNELL






MAILING MAY



By MICHAEL O. TUNNELL

It all started when Ma and Pa
promised I could stay a spell with
Grandma Mary, who lived a
million miles away through the
rough old Idaho mountains.



Homework: Mailing May, Class 1

In *Mailing May*, May mails herself to see her Grandma. Today, you can't mail yourself – but you can send something almost as fun: a personalized letter from YOU. Using the parts of a friendly letter that we talked about in class, write a letter to one of your friends or grandparents. Bring the letter to class next week and tell us who you wrote to and why you wrote to them. Then, we will mail our letters together.

Before you write, label the parts of a letter below:

- **Header** (date)
- **Greeting** (Hi Grandma! / Dear Sally / Hey Friend!)
- **Body** (Tell them something about you, something you like, something you've done recently. Then ask something about them, how are they, what are they doing, etc)
- **Closing** (See you soon! Love you, / Goodbye, / Sincerely)
- **Signature** (this is the easy part – just sign your name)

The diagram shows five empty boxes on the left, each with a horizontal line underneath. Blue arrows point from these boxes to the corresponding parts of a sample letter on the right. The sample letter is enclosed in a rounded rectangle and contains the following text:

December 6, 2019

Hi Class,

This is an example of a “friendly letter.” Do you know I really like you guys? I like how you enjoy the stories and how you try to beat your record in the quiet game. Also, I love how you get so excited about the prize box!

Next week is our last week of class before our big vacation. What should we do?

Write me back soon,

Sincerely,
Mrs. Pittman



The World:

CONTINENTS & OCEANS REVIEW


The Pumpkin Runner

By Marsha Diana Arnold




The Pumpkin Runner

By *Marsha Diane Arnold*





"As the sun rolled up the morning,
spectators lined the road. A few
snickered and giggled ... but
Joshua said, "never mind now."



Hanna's Cold Winter


By TRISH MARX






Hanna's Cold Winter

by TRISHA MARX



I knew the answer. I knew the
tongues were what was missing,
but I always let Papa tell me, and
we would listen to his hearty
laugh.

Blank handwriting practice lines consisting of solid top and bottom lines with a dashed middle line.



Homework: Hanna's Cold Winter: Brainstorming

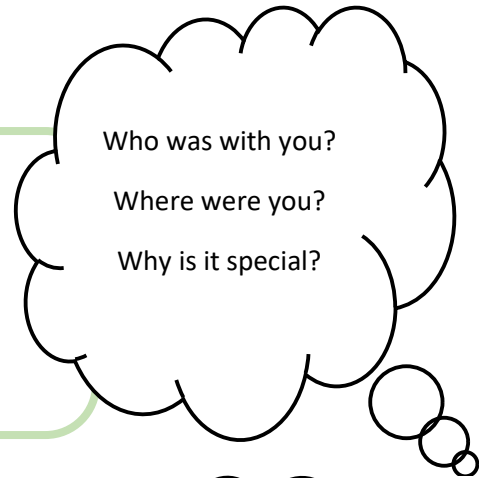
In *Hanna's Cold Winter*, Tibor tells a story about a special memory when he was little. Think back over some of your childhood experiences.

- Do you have a favorite childhood memory that stands out?
- Does your family have a special place they visit often?
- Can you remember a time when you (or someone in your family) came up with a helpful solution to a problem (like Tibor's dad did)?

Read through the questions above. Does anything come to mind? If yes, write/draw your ideas in the boxes below. If you still can't think of any ideas, ask your parents to help you look through pictures to help you remember some experiences you may have forgotten.

Then list your ideas below. This is called "Brainstorming".

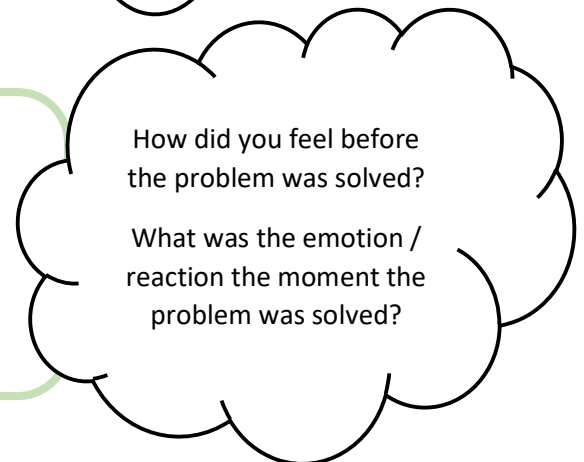
A favorite childhood memory?



A special place your family visits?



A time when I (or someone in my family) solved a difficult problem and saved the day?

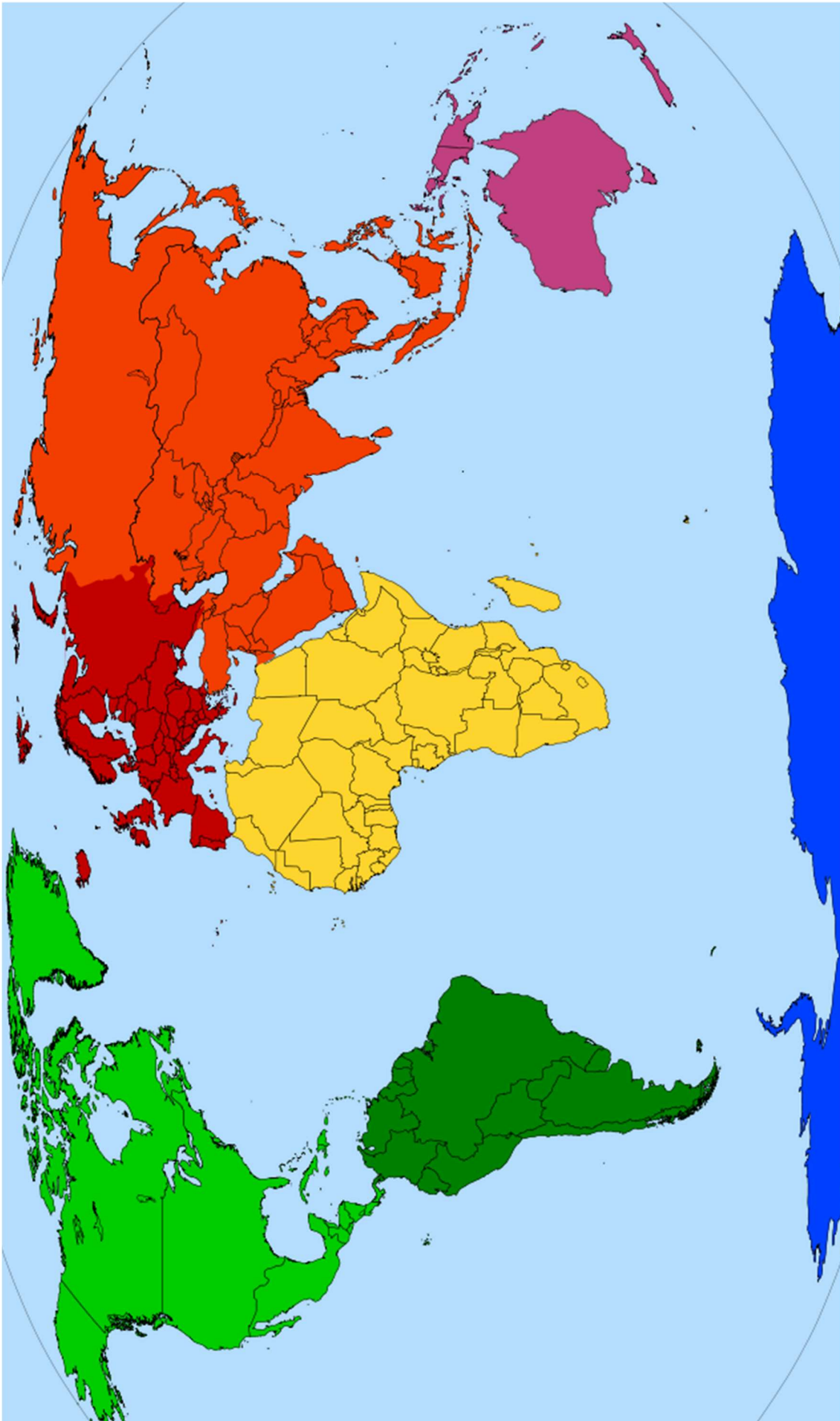


Then, after deciding what you'd like to write about, write your story in 1st person here.



Did you remember:

- Capitals and Periods Descriptive Words Draw or Attach a Picture

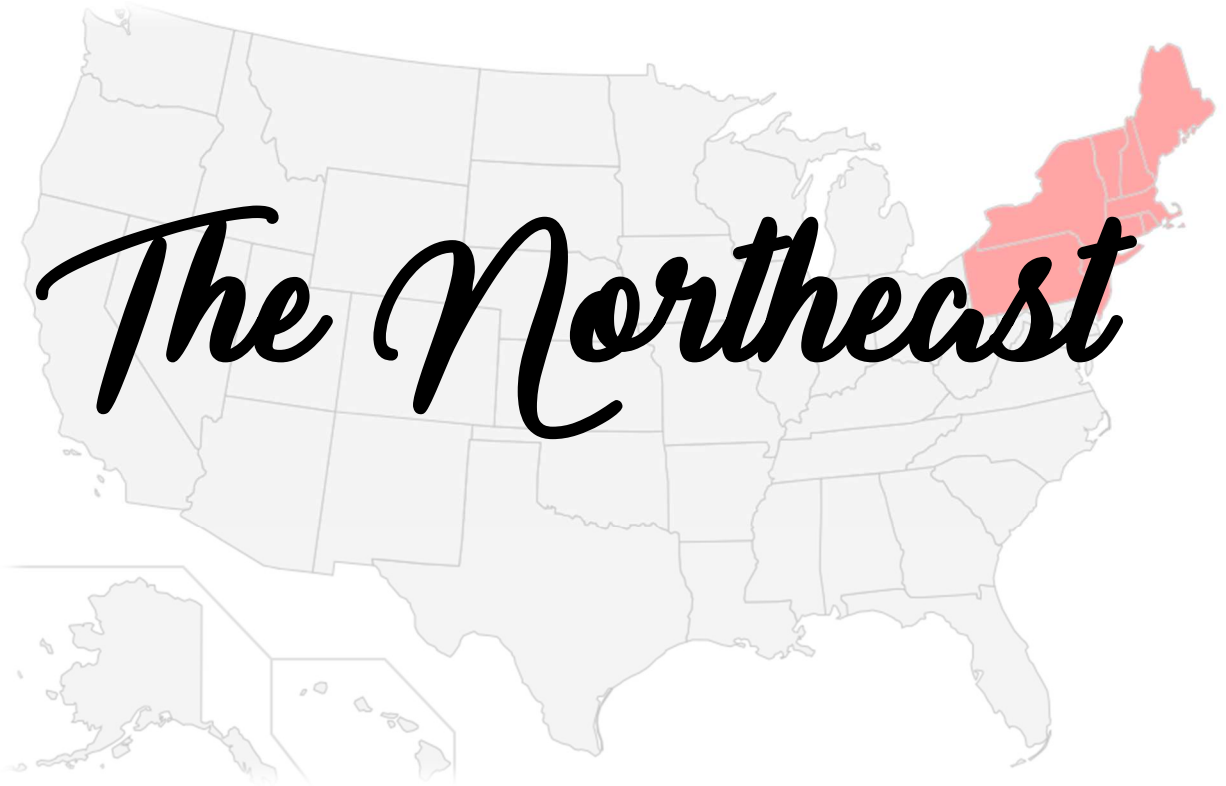


Find and Label the Continents on the map Below:

NORTH AMERICA SOUTH AMERICA AFRICA AUSTRALIA EUROPE ANTARCTICA ASIA

Find and Label the Oceans on the map Below:


ATLANTIC PACIFIC INDIAN SOUTHERN ARCTIC




The Northeast

SNOWFLAKE BENTLEY


By Jacqueline Briggs Martin





SNOWFLAKE BENTLEY

By Jacqueline Briggs Martin



His first pictures were failures—no
better than shadows. Yet he would
not quit. Mistake by mistake,
snowflake by snowflake, Willie
worked through every storm."

Blank handwriting practice lines consisting of solid top and bottom lines with a dashed middle line. The bottom section of the page features a decorative background of light blue snowflakes.

Homework: Snowflake Bentley

In *Snowflake Bentley*, Willie Bentley observed things: flowers, raindrops, grass ... and especially, snowflakes. As he observed, he tried taking pictures. He failed and failed and failed ... but eventually, after many tries ... he succeeded in recording many beautiful images of snowflakes. With each failure, he learned something to change, and tried again. Your homework this week is to ...

Try Something New. First, decide what you are going to try. Draw something. Learn to knit. Try a cartwheel. Or a handstand. Build something new out of legos, etc. Try to do the same thing each day, for at least 5 minutes. At the end of each day, record your results. Did you notice something new? Did you do it better? Did you learn something that didn't work? Repeat at least 5 days.


I'm going to try _____

Day 1 Date: / /	
Day 2 Date: / /	
Day 3 Date: / /	
Day 4 Date: / /	
Day 5 Date: / /	



SNOWFLAKE BENTLEY

By Jacqueline Briggs Martin



For a righteous man falls

seven times, and rises again,

But the wicked stumble in

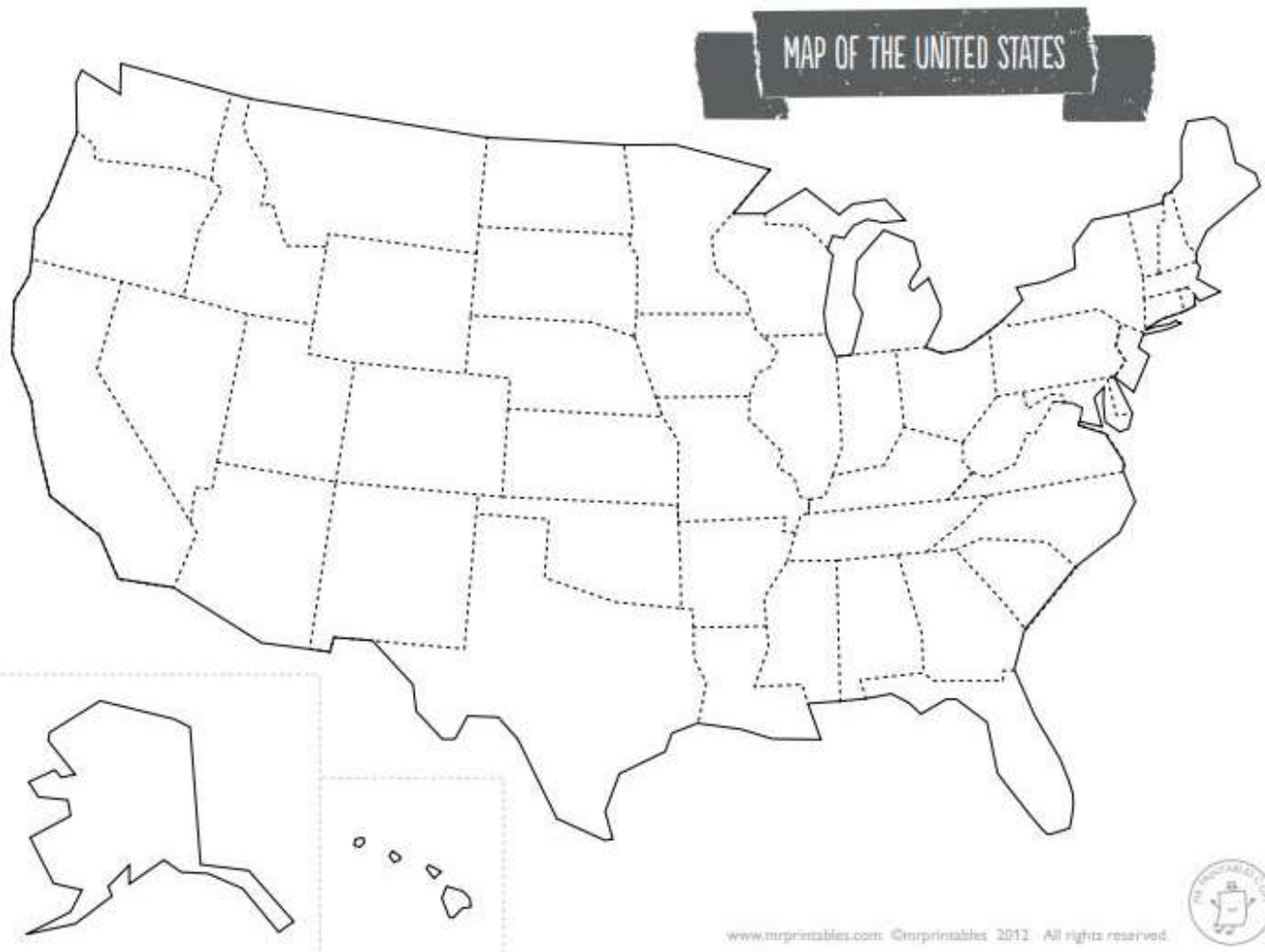
time of calamity.

Proverbs 24:16

Blank handwriting practice lines consisting of a solid top line, a dashed middle line, and a solid bottom line.

Bible Bonus
Can you memorize it too?

Cut out and glue the block of states (from the back) that make up the Northeast. (You can color them in if you'd prefer.)



There are 11 States in the Northeast Region.

Use the letters below to come up with a silly saying to help you remember their names.

In class we discussed, "Dear Miss Patty Never Never Carries Really Messy Visitors Near Maine"
Using the first letter of the states below, create and write out your own.

Maine **N**ew Hampshire **V**ermont **M**assachusetts **R**hode Island **C**onnecticut
New York **P**ennsylvania **N**ew Jersey **M**aryland **D**elaware

Famous Landmarks in the Northeast

Draw a line to match each landmark to place where its found

Plymouth Rock

Niagara Falls

Liberty Bell

Statue of Liberty

Brooklyn Bridge

Freedom Trail / Old North Church

The White House / Lincoln Memorial / Washington Monument / DC



To Think About: Why might this region be famous for these things?


Blueberries / Maple Trees / Pilgrims / Lobster / Maple Syrup



The HATMAKER'S SIGN

A STORY BY BENJAMIN FRANKLIN


Retold by *Candace Fleming*



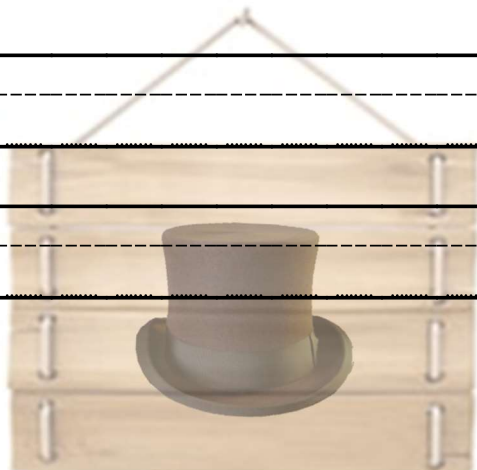
The HATMAKER'S SIGN

A STORY BY BENJAMIN FRANKLIN

Retold by Candace Fleming



"So you see, Tom," concluded Benjamin
Franklin. "No matter what you write,
or how well you write it, if the public
is going to read it, you can be sure
they will want to change it."



Homework: The Hatmaker's Sign

In *The Hatmaker's Sign*, Benjamin Franklin tells Thomas Jefferson a story to cheer him up. Thomas Jefferson is writing an important document (The Declaration of Independence) and everyone wants to change it. As more and more people give suggestions, Jefferson has to change and change and change it. This week, your homework is to ...



Write one sentence about something you feel strongly. First, write out your sentence. Is it strong enough? Is it too wordy? Could you have used a better word? Try rewriting the sentence. Do you like it better? Next, ask your Mom, Dad, big brother or big sister. Do they have any suggestions? Do you want to take their suggestions? Like Jefferson, you want your sentence to be the best, strongest sentence possible – but if you accept too many opinions, you may go crazy. Work on your sentence until you think you have the strongest sentence possible to make your opinion known.

My sentence: _____

_____.

Check again ... should any words be combined? Is there another word (a synonym) that could make your sentence stronger?

_____.

Ask Mom / Dad / Brother / Sister ... what do they suggest?


_____.

My final sentence:

_____.

Lessons from the Lord in Literature ...

The HATMAKER'S SIGN



Where there is no guidance,
a people falls, but in an
abundance of counselors
there is safety.

Proverbs 11:14

**Bible
Bonus**

Can you
memorize it too?

We hold these truths

to be self-evident,

THAT ALL MEN *are created*

EQUAL,

that they are endowed by

their **Creator**

with certain

Unalienable Rights,


that among these are

LIFE, LIBERTY

and the pursuit of **HAPPINESS.**

ALBERT


Donna Jo Napoli





ALBERT

Donna Jo Napoli



Albert looked at the grass and the trees and the sky. He listened to laughter nearby ... the siren of an ambulance far off ... and Albert knew now that both were part of this big, wonderful world.

Four sets of horizontal writing lines, each consisting of a solid top line, a dashed middle line, and a solid bottom line, for handwriting practice.





Homework: ALBERT

In *Albert*, Spring is in the air ... birds are nesting, berries are growing, the weather is changing.

All around us, spring is approaching too. Have *you* spotted any

SIGNS OF SPRING?

Collect something that reminds you of spring and be prepared to share it with the class.

Before Albert discovered the outside world was okay, he liked to stay inside, reading **comics** and writing **postcards**. Using the space below, **choose one**, and be prepared to share it with us next class.

Create a

COMIC STRIP

Use dividers to add expression to your story

Write a


POSTCARD

A post card needs the address of the person you are sending it to, and an *informal* note. Usually postcards were sent when someone was traveling and would include a greeting ("Hi Sally!", and something small about their trip (The lake is beautiful!). It is usually short – and doesn't need to follow the same style as a letter.



ALBERT

by Donna Jo Napoli



Be strong and courageous. Do not

fear or be in dread... for it is the

Lord your God who goes with you.

He will not leave you or forsake you.

Deuteronomy 31:6

Handwriting practice lines consisting of solid top and bottom lines with a dashed midline. There are seven sets of these lines for practice.

Bible Bonus

Can you memorize it too?

West

Washington
Oregon
California
Montana
Nevada
Idaho
Wyoming
Colorado
Utah
Alaska
Hawaii

Northeast

Maine
New Hampshire
Vermont
Massachusetts
Connecticut
Rhode Island
New Jersey
New York
Pennsylvania
Maryland
Delaware
Washington DC

OLYMPIA

SALEM

SACRAMENTO

CARSON CITY

CHEYENNE

HELENA

BOISE

SALT LAKE CITY

JUNEAU

HONOLULU

DENVER

AUGUSTA

CONCORD

MONTPELIER

BOSTON

PROVIDENCE

HARTFORD

ALBANY

HARRISBURG


TRENTON

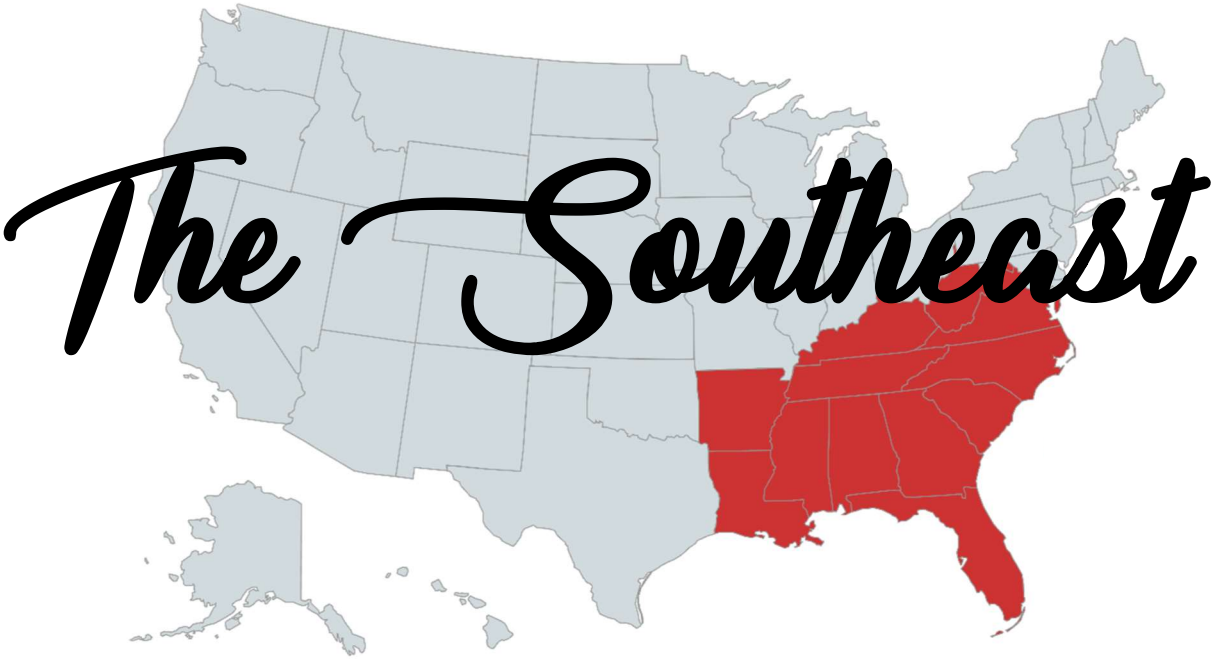
DOVER

ANNAPOLIS

Homework: Northwest & Northeast States


Fill in the state names, then draw a line connecting each state to its capital.





The Hickory Chair


LISA ROWE FRAUSTINO





The Hickory Chair

LISA ROWE FRAUSTINO



I loved Gran's smell, her warm face when
we played touch-your-nose at the gold
mirror, her salty kisses when we sat on
Grampa's old army truck in the attic and
listened to the wind sing on the roof.

Handwriting practice lines consisting of solid top and bottom lines with a dashed middle line. There are seven sets of these lines provided for practice.

In my front youngest
grandkids with blind sight.



Homework: The Hickory Chair

In *The Hickory Chair*, Louis is blind. The way he “sees” the world is different. Reread your copywork from class. **Find and highlight the descriptive words** (adjectives) that the author uses to help us understand the way Louis “sees” his Gram. Remember how we talked earlier in the year about using our senses –sight, smell, taste, touch, feel– to help the reader “feel” like they are there with you.

For this week’s homework, you are going to describe TWO (or more for bonus) **common** things from your house. (It shouldn’t be something so strange or specific that we can’t guess it). Without seeing, smelling, feeling, or touching your thing – we need to be able to guess what it is.

- Don’t use a word that is in the name (or close to the name) of the object in your description. (If you were trying to describe a **toothbrush**, don’t use the words *tooth*, *teeth*, or *brush* in your description).
- When you are finished your descriptions, underline or highlight the adjectives (describing words).
- How many did you use? _____

Example: *I am two feet long and little more than one foot wide. Sometimes my insides are filled with soft, fluffy, feathers. Sometimes they are filled with squishy polyester. But almost always, I am a cozy place to lay your head. What am I?*

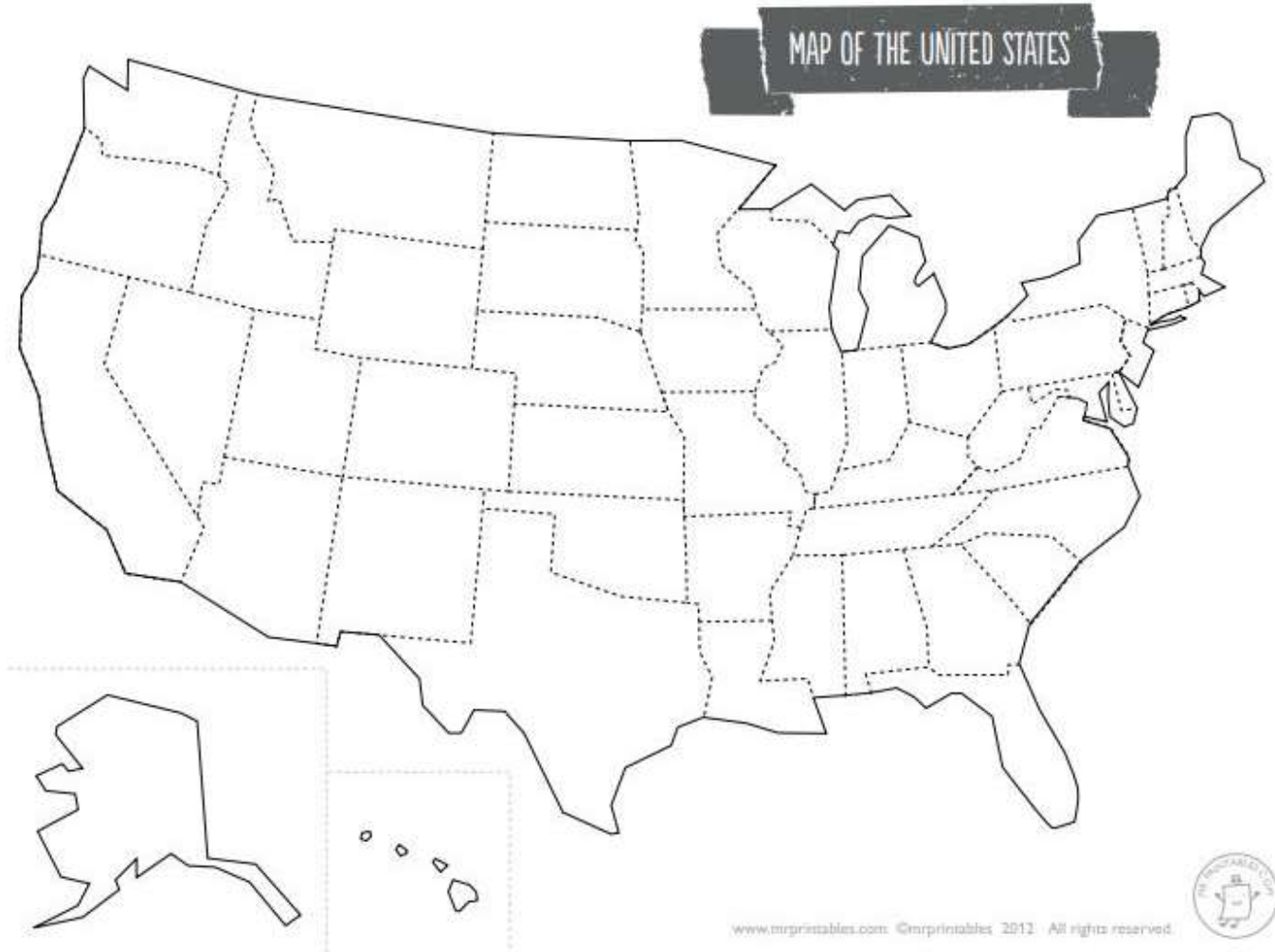


WHAT AM I?

WHAT AM I?

WHAT AM I?

Find the last block of states you have. This should be the Southeast Region. Glue the Southeast States onto the Southeast Region of the United States. If you have misplaced your colored Southeast States Block, just color the states from the Southeast Region.



There are 12 States in the Southeast Region.

Choose 3 from the 12 and look up one historical or interesting fact for each state.


Draw a picture or write a sentence to share what you learned.

Kentucky **W**est Virginia **V**irginia **T**ennessee **N**orth Carolina **S**outh Carolina **A**rkansas **L**ouisiana **M**ississippi **A**labama **G**eorgia **F**lorida



The Hickory Chair

By LISA ROWE FRAUSTINO



A good man leaves an inheritance
to his children's children.

Proverbs 13:22

We love because he first loved us.

1 John 4:19

**Bible
Bonus**

Can you
memorize it too?

Reflections

Think back over the school year and the books you have read. Did you have a favorite book?

Did you have a favorite character? (They don't have to be the same)

For your final project are you going to select your favorite book and **present a book report.**

Your book report should include:



- What the book was about (including the main characters and the setting)
- Why did you like the book?
- What was your favorite part?
- Some type of picture, collage, or diorama from a favorite scene in the book




It could (but doesn't have to) include:

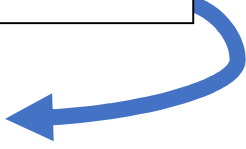
- Would you have chosen a different ending?
- What made this book memorable to you?
- Did it remind you of something in your own life?
- Tell us about a character(s) you really liked

This is your big presentation! Impress me. Create a folder. Draw a cover. Write out your report with neat handwriting. Draw a picture of your favorite scene from the book. And then add some extras of your choice. Choose one extra creative thing to do or make. You could create a diorama. You could write a poem about your favorite character. You could make a dish from the book to share. You could create something from the book. Be prepared to stand in front of the class and speak about your book and your creations for several minutes.

1 st Page	Book Title Picture By: ME	2 nd Page	I chose to read the book ... I loved this book because	3 rd Page	 This is where they lived This is their family 	4 th Page	Something Extra *drawings *poem *diorama
-------------------------	---	-------------------------	--	-------------------------	--	-------------------------	--



circle the
book you're
going to
write about



Famous Landmarks in the Southeast

Draw a line to match each landmark to place where its found

Jamestown/Williamsburg Wright Brothers Memorial Yorktown Mammoth Caves The Biltmore
Fort Sumter Evergreen Plantation Southernmost Point Smokey Mountains National Park



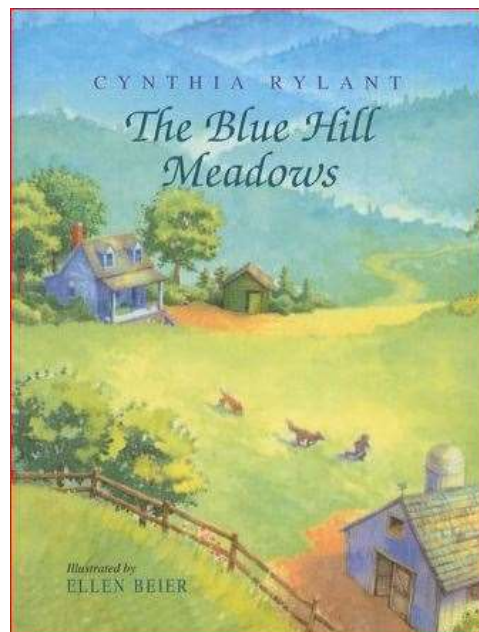
After you match the locations and landmarks above, choose one to research.

Write 3-5 Sentences about one of the landmark's above.

Be prepared to share what it is and why is it famous. What would you do if you visited?

The Blue Hill Meadows


Cynthia Rylant





The Blue Hill Meadows

CYNTHIA RYLANT



He saw his mother standing at the window,
rapt and breathless. Outside, a large wild
rabbit was sitting beneath her cherry tree.

...when Willie saw the look on his mother's
face, he knew what he must do for her.

Handwriting practice lines consisting of solid top and bottom lines with a dashed middle line, repeated multiple times.



Label the United States!

By now, you should be able to identify the 50 states. Using the state names (or abbreviations), label the 50 states below. Color the state you live in **RED**. Color the REGION of the United States that you live in **BLUE**.

Then, ask a parent to help you find a song on YouTube to help you review the state capitals of all 50 states.


My home state is: _____ My home region is: _____

Alabama (AL) Alaska (AK) Arizona (AZ) California (CA) Colorado (CO) Connecticut (CT)
Delaware (DE) Florida (FL) Georgia (GA) Hawaii (HI) Idaho (ID) Illinois (IL) Indiana (IN)
Iowa (IA) Kansas (KS) Kentucky (KY) Louisiana (LA) Maine (ME) Maryland (MD)
Massachusetts (MA) Michigan (MI) Minnesota (MN) Mississippi (MS) Missouri (MO)
Montana (MT) Nebraska (NE) Nevada (NV) New Hampshire (NH) New Jersey (NJ) New
Mexico (NM) New York (NY) North Carolina (NC) Ohio (OH) Oklahoma (OK) Oregon (OR)
Pennsylvania (PA) Rhode Island (RI) South Carolina (SC) South Dakota (SD) Tennessee (TN)
Texas (TX) Utah (UT) Vermont (VT) Virginia (VA) Washington (WA)
West Virginia (WV) Wisconsin (WI) Wyoming (WY)



Lessons from the Lord in Literature...

The Blue Hill Meadows














For since the creation of the world
God's invisible qualities... have been
clearly seen, being understood from
what has been made, so that people
are without excuse.

Romans 1:20

**Bible
Bonus**

Can you
memorize it too?

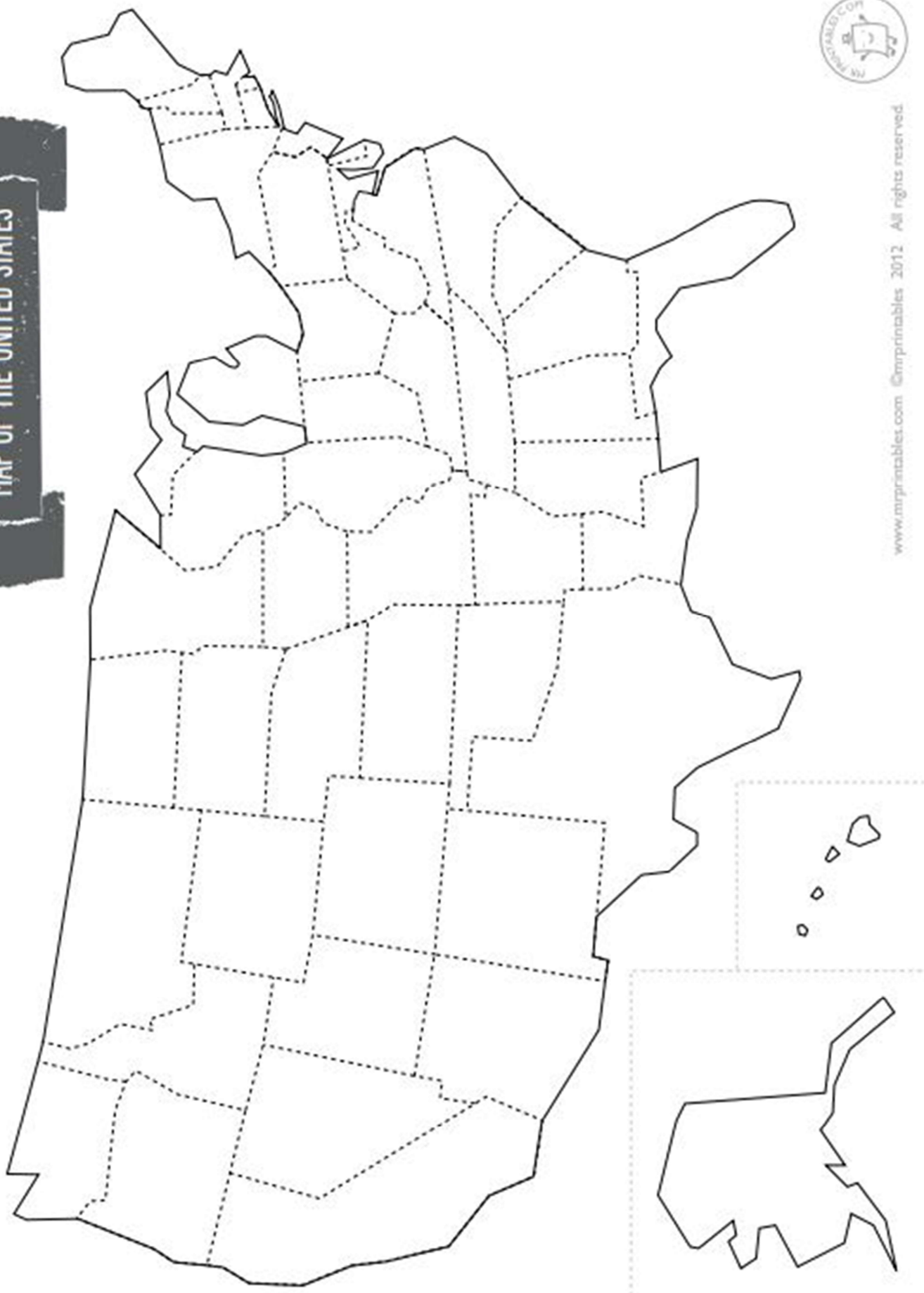








MAP OF THE UNITED STATES



www.mrprintables.com ©mrprintables 2012 All rights reserved.

Congratulations!

This is to certify that:

has completed

Learning through Literature:

EXPLORING THE UNITED STATES

and is an official USA “Class” Traveler

Signed

Date

So glad you could tour the USA with us!